

# Lesson Plan, Grade 7 - Chapter 18

## Catechist Background

### Doctrinal Content

- Jesus shows us that God is compassionate, always willing to forgive and care for those who turn to him and believe. God heals us spiritually, emotionally, and sometimes physically in the Sacraments of Healing. (CCC, 1421, 1503-1508)
- Conversion happens when we desire to change and are open to God's help. (CCC, 1989)
- In the Sacrament of Penance and Reconciliation, those who are truly sorry for their sins receive God's forgiveness and are reconciled with him and the Church. (CCC, 1424, 1440-1445)
- In the Sacrament of the Anointing of the Sick, those who are seriously ill or suffering from old age receive God's grace to be strong, courageous, and hopeful in their trials. (CCC, 1520-1522)

## Catechist Background

"... all this is from God, who has reconciled us to himself through Christ and given us the ministry of reconciliation, namely, God was reconciling the world to himself in Christ, not counting their trespasses against them and entrusting to us the message of reconciliation.... For our sake he made him to be sin who did not know sin, so that we might become the righteousness of God in him."—2 Corinthians 5:18-19, 21

**Reflect** What effect does Jesus' teaching on forgiveness have on your life?

Anyone who lives long enough comes to terms with the fact that human life has its share of pain and suffering. Some pain is brought about by our own choices, while other suffering is simply the consequence of living in a broken and imperfect world. Sometimes we suffer through no fault of our own. Sometimes the faults are all too apparent.

Jesus, in his Incarnation, fully embraced the human experience. He experienced all that it meant to be human except for sin. He knows what it means to grieve, to suffer physical and emotional pain. In Jesus, we do not have a distant and aloof God, but one who stands with us in the darkest and most distressing places experienced by the human spirit.

Because Jesus, the Son of God, entered into such intimate solidarity with our suffering, he is the perfect agent of healing and forgiveness. Jesus has the authority to forgive because he is God. Jesus is the one who brings healing and hope to the human spirit, and he is the one who shows us that death is not the final destination for those who place their trust in his mercy and grace.

**Reflect** How has the Sacrament of Reconciliation been a source of strength and growth for you?

**Catechist's Prayer**

God of healing and compassion, I know my failures. But I know that your grace is more than enough to make up for all my inadequacies. May I always rely on that grace, and may it always sustain me. Amen.

**Sharing the Message**

**How Seventh-Graders Understand Chapter Topics**

It is difficult for children and teens, who have a strong sense of justice, to understand why there is so much suffering in the world. There are no easy answers to this, but one thing we do know, as Pope Saint John Paul II stated, “God is always on the side of the suffering.”

**Teaching Tip**

In catechizing for the Sacraments of Healing, we must be honest and clear in teaching about the nature of sin, its relationship to suffering, and the generous, healing compassion of our God. Help your seventh graders make the connection between the Sacraments of Healing and God’s compassion and desire to bring healing to a suffering world.

**Sharing the Message with Seventh-Graders**

As younger adolescents’ social relationships develop, they may be influenced by sexual values they see reflected in popular culture.

- Seventh-graders need help in filtering all they see and hear in the culture through the lens of our Catholic faith.
- Students this age need to be encouraged to look to the Church as a source of teaching and wisdom and as a place where they belong.

**Chapter Connections**

**Tasks of Catechesis**

Helping children grow in a faith that is “known, celebrated, lived, and expressed in prayer” (NDC, 20). This chapter focuses on the following tasks of catechesis:

- Liturgical Education
- Moral Formation

**NCEA IFG: ACRE Edition**

**Liturgical Life**

- Objective: To know the Paschal Mystery of Jesus: in the Church’s liturgical life—feasts, seasons, symbols, and practices—and in the Sacraments as signs and instruments of grace

**Moral Formation**

- Objective: To be knowledgeable about the teachings of Jesus and the Church as the basis of Christian morality and to understand Catholic Social Teaching

**Catholic Faith Literacy**

anointing, confess, confession, contrition, forgiveness, reconciliation, Sacrament of Penance

**Catholic Social Teaching**

To integrate Catholic Social Teaching into your lesson, choose one of the following features: Rights and Responsibilities of the Human Person, pages 338–339; or Solidarity of the Human Family, pages 344–345.

- Start the Live step of the process by talking about Blessed Carlos Manuel Cecilio Rodriguez Santiago on page 284. Then move directly to the Catholic Social Teaching feature.
- Or, to expand the lesson, complete page 284, then move to the Catholic Social Teaching feature.
- Return to Chapter 17 for the prayer on page 285.

**Music Option**

► Use one or more of the following songs to enhance catechetical learning or for prayer.

- "Light of the World," Live, Page 285

# **Catechist Instruction, Grade 7 – Chapter 18**

## **Invite Page 275**

### **Objective**

- Reflect on God's personal invitation through Scripture

### **♥ Let Us Pray**

Invite the students to gather in the prayer space and make the Sign of the Cross. Select a few students to read aloud the Psalm verse. Prompt the response from the remainder of the group.

Have the students move out of the prayer space and back to their seats. Explain that God reaches out to us constantly with loving forgiveness when we fall short of loving him, ourselves, and others as we should.

*Say:* Let's listen to God's Word and discover how we are a new creation in Christ.

### **† Scripture**

Guide the youth through the process of Scripture reflection.

Invite the young people to be still, close their eyes, and focus on their breathing.

Encourage them to open their minds and hearts to what God is saying to them.

- Proclaim the Scripture and have the youth sit in silence.
- *Ask:* What did you hear God say to you today?
- Allow volunteers to share.

► You may play instrumental music to begin the reflection.

Remember, this is a spiritual discipline that takes practice. The young people will grow in their capacity to sit in silence. Throughout the year, build to four minutes.

### **Have you ever thought...**

*Say:* Jesus sacrificed his life so that we could become part of a new creation, one that strives to share God's love and righteousness with the world.

- Invite the young people to respond to the questions.

### **Discover (1) Pages 278-279**

#### **Objectives**

- Explain why Jesus healed people
- Discuss the process of conversion
- Recognize the need for the Sacrament of Penance and Reconciliation

Ask the question at the top of the page. Point out that the answer can be found in the lesson title.

## **A Merciful God**

Summarize the information in the first two paragraphs.

### **† Scripture**

Have the students read Matthew 9:35–36 from a Bible.

- Point out that Jesus did not intend for God’s compassion to stop with him.
- Ask the students to offer definitions for the word compassionate. Possible responses: sympathy, feeling concern

## **Always There**

Direct the class to silently read this section.

- Give the students an opportunity to discuss the question with a classmate.

### **† Scripture Background**

#### **Jesus, Our Help**

Matthew 9:35–36 tells of the great needs Jesus found among the people and the compassion he felt for them. In Matthew 9:37–38, he tells his disciples that the harvest is great, but that there are not many workers. Then he asks the disciples to pray that God will send someone to help.

Matthew 10:1 tells us that Jesus “summoned his twelve disciples and gave them authority over unclean spirits to drive them out and to cure every disease and every illness.” Here, we see Jesus giving his healing power to his disciples, a power he has continued to give to his Church, down through the ages.

## **Holding Ourselves Up to the Light**

Direct the students to read this section and to underline or highlight the definitions of *conversion* and *contrition* within the text.

- Point out that conversion involves a change of heart, and contrition is true sorrow for our sins. The two always go together in the lives of Christians seeking to get closer to God.
- Explain that we are required to confess all unabsolved mortal sins and encouraged to confess venial sins in the Sacrament of Penance and Reconciliation, where we can receive forgiveness.
- Gauge their understanding of the material by encouraging the students to ask questions.

## **Activity**

Allow time for the students to read the instructions and complete this activity on their own.

### Quick Review

Jesus' healing actions inspired others to spread his message and helped show us that God's compassion never ends. We can show that we are open to conversion and God's forgiveness by participating in the Sacrament of Penance and Reconciliation.

### Extend the Lesson

Use **Activity Master 18: Conversion to Walk with Jesus** to extend the lesson; it is not included in the timed estimate for this section of the Lesson Plan. Have the young people work in pairs; this will allow them to identify gifts they may see in each other.

## Discover (2) Pages 280-281

### Objectives

- Describe the four elements of the Sacrament of Penance and Reconciliation
- Review the steps in the Rite of the Sacrament of Reconciliation
- Identify the benefits of receiving the Sacrament of Penance

### Teaching Activity: Forgiveness and Healing

Youth will watch a video clip that shows how forgiveness can be given even in the most difficult of circumstances. Participants will then put the steps of the Sacrament of Reconciliation and Penance in order and match the four elements of the Sacrament of with their corresponding effects.

### Before the Lesson

#### Materials Needed

✪ Go to [aliveinchrist.osv.com](http://aliveinchrist.osv.com) and download the *Learning to Forgive After Tragedy* video clip, *The Sacrament of Penance and Reconciliation* chart, *Celebrating the Sacrament*, Catholic Faith Words pages  
tape

### Preparation

- Post the Catholic Faith Words pages on the board for reference during the activity.
- Post the steps for *Celebrating the Sacrament* out of order around different parts of the room.
- Cue the *Learning to Forgive After Tragedy* video clip.

### Activity Directions

Review the terms *penance* and *absolution* and ask a volunteer to read the definitions from the board.

Say: We have been thinking about God's mercy and forgiveness and our need to ask for forgiveness from God and others. But God also asks us to forgive. You are about to

hear the story of a woman and her need to forgive the people who killed her family and attempted to kill her. Listen as she recounts how she was able to let go of her anger and need for revenge.

Play the *Learning to Forgive After Tragedy* video clip.

*Ask:* Do you believe that Immaculee can really forgive? It is God's forgiveness working in her and her openness to his grace that allows her to do that. It takes a lot of honesty and courage to know our sinfulness and ask for forgiveness and God's grace helps us to do that as well. The gift we have in the Catholic Church to help us is the Sacrament of Penance and Reconciliation. It is the Sacrament of forgiveness for sins committed after Baptism. It celebrates God's mercy and forgiveness and reconciles a sinner with God and the Church. Let's look at this chart about the Sacrament of Penance and Reconciliation and match the four elements of the Sacrament with their definitions. Sometimes we celebrate the Rite of Reconciliation in a group.

Direct the students to look around the room for the steps to the Celebration of the Sacrament of Penance and Reconciliation. Ask four volunteers to stand next to the steps and have them read the step aloud to the group.

*Say:* Let's put these parts in order.

Have the volunteers grab each of the six steps off of the wall and bring them forward.

Ask the participants to direct the volunteers to stand in a line and rearrange them until they are in the correct order for the celebration of the Sacrament. When addressing the fourth step, remind the students that a priest can never repeat what he's heard in confession in relationship to the person—this is called the seal of Confession.

*Say:* The benefits of receiving the Sacrament of Penance and Reconciliation are a peaceful conscience, spiritual guidance, and strength to live as a disciple of Christ.

• ***Gathering***

• ***Reading Scripture***

• ***Expressing Contrition***

• ***Confessing sin individually and privately to a priest who can forgive sins in Christ's name by the authority of the Church. Priests cannot tell anyone what you have told them; this is called the Sacramental Seal of Confession.***

• ***Receiving a penance and having sins absolved by a priest.***

• ***Praising God***

## **Discover (3) Pages 282-283**

### **Objectives**

- Explore the need for and the effects of the Sacrament of the Anointing of the Sick

## **Anointing of the Sick**

Ask the students to silently read the first paragraph on the page.

- Direct them to underline or highlight the last sentence.

Have the students silently read the remainder of this section and locate the following information in the last paragraph:

- Who can be anointed?
- Who can administer this Sacrament?
- What is used for this Sacrament?
- What does the ritual consist of?

Direct the class to the Catholic Faith Words box on page 283. • Read aloud the definition.

## **† Scripture**

Proclaim James 5:13–15.

- *Ask:* How does this passage connect to the Sacrament of the Anointing of the Sick?

## **Why It's Important**

Have the students read aloud these paragraphs and discuss the points that they determine are important.

- *Ask:* What are the effects of the Anointing of the Sick? ***courage, health, peace, grace, relieving and understanding of suffering***

## **Activity**

Invite a student to read the instructions to the class.

- Have a list of parishioners who are sick, shut-in, or in nursing homes ready to share with the class.
- Invite the students to select one of the parishioners and make a card of encouragement for them.
- Note: Be sure to include all the parishes that your students attend.
- Provide paper and art materials so that the students can send a card with good wishes and promises of prayer.

## **In Summary**

Read aloud the summary statement and ask three volunteers to each read one of the bullet points.

- Make sure to answer any questions that the students may still have about the material in this chapter.



## Live Pages 284-285

### Objectives

- Examine the giving and receiving of forgiveness
- Explore the faith life of Blessed Carlos Manuel Cecilio Rodriguez Santiago
- Pray the Psalm of Lament

### Our Catholic Life

Review the information in the Our Catholic Life feature.

- Discuss, as a group, some ways to approach inviting someone to confession who might be nervous about confessing their sins.
- List the young peoples' ideas on the board or on chart paper.

### People of Faith

Explain to the students that Blessed Carlos Santiago didn't let his illness keep him from spreading the Good News.

- Read aloud the People of Faith paragraph.
- Share the information in the People of Faith Background box.
- *Ask:* Do you know anyone who does Jesus' work, even through their suffering?

Here are some additional details about Blessed Carlos Manuel Cecilio Rodriguez Santiago to assist you in presenting this section:

- Blessed Carlos was born with a severe digestive disorder that caused him much suffering and inconvenience, but he didn't let this keep him from his commitment to Christ and the Church.
- He encouraged liturgical renewal among clergy and laity, the use of vernacular language, and devotion to the Paschal Vigil. Many of his proposed reforms were adopted by the Church during Vatican II.

### Activity

Instruct the students to use their Bibles to complete the activity.

### Psalm of Lament

♥ Invite a volunteer to prepare to be the leader.






- Divide the remainder of the class into two sides.
- Direct the students to gather in the prayer space.
- Have the leader stand in front of the group and begin the prayer when all are in place.
- Follow the order of prayer on the prayer page.

► Conclude by playing the song "Light of the World," downloaded from **aliveinchrist.osv.com**.

**Chapter Review**

If you are using eAssessments, remind the young people that they will need to be completed by the due date. Feedback is important at this age. For the tool to be used effectively provide feedback to the young people about their work.

# Chapter 18 Lesson Plan


Objectives	Process	Materials
<b>Invite, 15 minutes</b>		
<b>Sacraments of Healing</b> Page 275	 <b>Psalm 25:18</b> Pray the opening prayer.  <b>2 Corinthians 5:17–21</b> Guide the youth through the process of Scripture reflection. • Discuss Have You Ever Thought questions.	
<b>Discover, 45 minutes</b>		
<b>A Merciful God</b> pp. 278–279 • Explain why Jesus healed people • Discuss the process of conversion • Recognize the need for the Sacrament of Penance and Reconciliation	• Talk about the impact of Jesus' healing actions.  Read <b>Matthew 9:35–36</b> . • Discuss conversion and contrition. • <b>Activity</b> Describe moments of personal conversion.	 Activity Master 18 <input type="checkbox"/> pencils or pens <input type="checkbox"/> highlighters
<b>Reconciliation</b> pp. 280–281 • Describe the four elements of the Sacrament of Penance and Reconciliation • Review the steps in the Rite of the Sacrament of Reconciliation • Identify the benefits of receiving the Sacrament of Penance	• <b>Teaching Activity</b> Youth will watch a video that shows how forgiveness can be given even in the most difficult of circumstances. Participants will then put the steps of the Sacrament of Reconciliation and Penance in order and match the four elements of the Sacrament with their corresponding effects. ★ Youth will indicate the Cardinal Virtues most affecting their lives. • <b>Activity</b> Discuss people who exemplify the Cardinal Virtues.	 <i>Learning to Forgive After Tragedy</i> Video Clip, The Sacrament of Penance and Reconciliation, Celebrating the Sacrament, Catholic Faith Words <input type="checkbox"/> pencils or pens, tape
<b>Anointing of the Sick</b> pp. 282–283 • Explore the need for and the effects of the Sacrament of the Anointing of the Sick	• Talk about the Sacrament of the Anointing of the Sick and its effects.  Read <b>James 5:13–15</b> . • Discuss conversion and contrition. • <b>Activity</b> Describe moments of personal conversion.	<input type="checkbox"/> pencils or pens <input type="checkbox"/> highlighters <input type="checkbox"/> paper and art supplies
<b>Live, 15 minutes</b>		
<b>Our Catholic Life</b> Page 284	• Discuss the Our Catholic Life question. • <b>People of Faith</b> Learn about Blessed Carlos Santiago. • <b>Activity</b> Complete Scripture quotations relating to forgiveness.	<input type="checkbox"/> pencils or pens
<b>Psalm of Lament</b> Page 285	• Divide the group into two sides. • Follow the order of prayer.	<input type="checkbox"/> Bibles  “The Lord Is My Light and My Salvation”

## CATHOLIC FAITH WORDS

Contrition, Penance and Reconciliation, penance, absolution, Anointing of the Sick

## ASSESSMENT

Chapter Review, Page 286

 [aliveinchrist.osv.com](https://aliveinchrist.osv.com) Customize and Download Assessments, Interactive Student Reviews, eAssessments

Name \_\_\_\_\_

Date \_\_\_\_\_

## Conversion: To Walk with Jesus

When we recognize our faults and desire to make changes for the better, turning our life toward God, we are participating in the process of conversion. Fill in the left side of the page with types of thoughts, feelings, and actions that separate us from God. Fill in the right side of the page with thoughts, feelings, and actions that can bring us closer to God.

### Things That Separate Us from God

Thoughts



### Things That Bring Us Closer to God

Thoughts



Feelings

Feelings



Actions

Actions

Name \_\_\_\_\_

Date \_\_\_\_\_

Circle the letter of the choice that best completes each sentence.

1. A turning away from sin and back to God is \_\_\_\_\_.
  - a. sorrow
  - b. confession
  - c. Eucharist
  - d. conversion
2. The Church celebrates Jesus' forgiveness and healing in the two Sacraments of \_\_\_\_\_.
  - a. Initiation
  - b. Healing
  - c. Service
  - d. children
3. True sorrow for disobeying God and committing to try to avoid sin in the future is called \_\_\_\_\_.
  - a. reparation
  - b. conversion
  - c. contrition
  - d. regret
4. The Anointing of the Sick unites those who are seriously ill or dying with Christ's \_\_\_\_\_.
  - a. suffering
  - b. teachings
  - c. birth
  - d. Mother

Indicate whether the following statements are true or false. Then rewrite false statements to make them true.

5. The Sacrament of the Eucharist celebrates a sinner's reconciliation with God and the Church. **True/False**  
\_\_\_\_\_
6. When we confess our sins to a priest, we are actually talking to Christ. **True/False**  
\_\_\_\_\_
7. Contrition is the prayer, offering, or good work given by the priest in Reconciliation. **True/False**  
\_\_\_\_\_
8. Jesus taught us that God's compassion will end if we don't turn back to him. **True/False**  
\_\_\_\_\_

Write a response on the lines below.

9. What is absolution? \_\_\_\_\_  
\_\_\_\_\_
10. Why do you think it is important for people who are ill or in danger of death to receive the Anointing of the Sick? \_\_\_\_\_  
\_\_\_\_\_

## The Sacrament of Penance and Reconciliation

**Contrition**

An action or prayer given by the priest as a way to repair the harm caused by sin and to become a stronger disciple of Christ.

**Confession**

Involves an examination of conscience, realization of sin, and true sorrow along with a desire to try to do better in the future.

**Penance**

The words spoken by the priest during the Sacrament to grant forgiveness of sins in God's name.

**Absolution**

An essential element of the Sacrament of Penance and Reconciliation, this is telling one's sins to the priest.

Match the part of the Sacrament of Penance and Reconciliation with its effect.



# Catholic Faith Words

**penance** the name for the prayer, offering, or good work the priest gives you in the Sacrament of Reconciliation.

# Catholic Faith Words

**absolution** words spoken by the priest during the Sacrament of Penance and Reconciliation to grant forgiveness of sins in God's name.